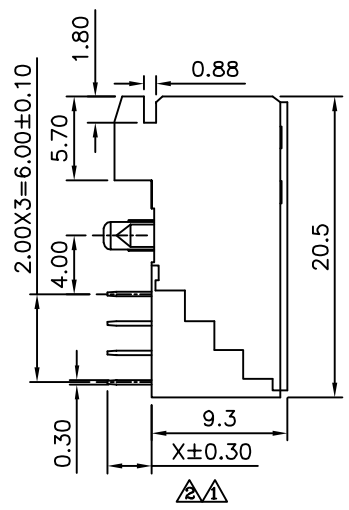
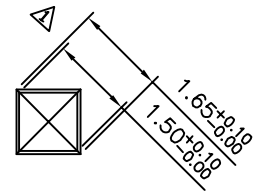
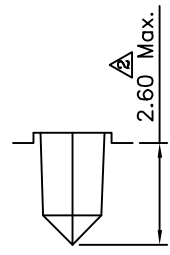
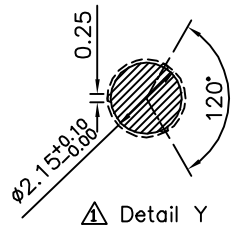
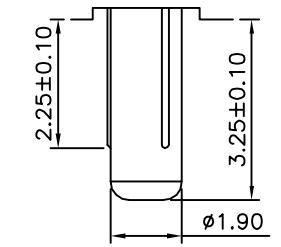
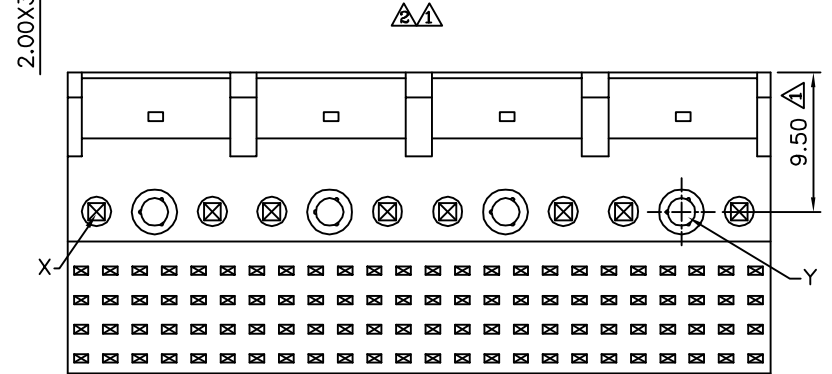
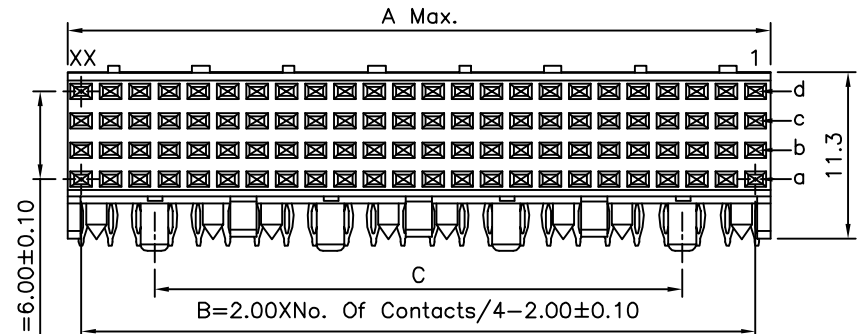
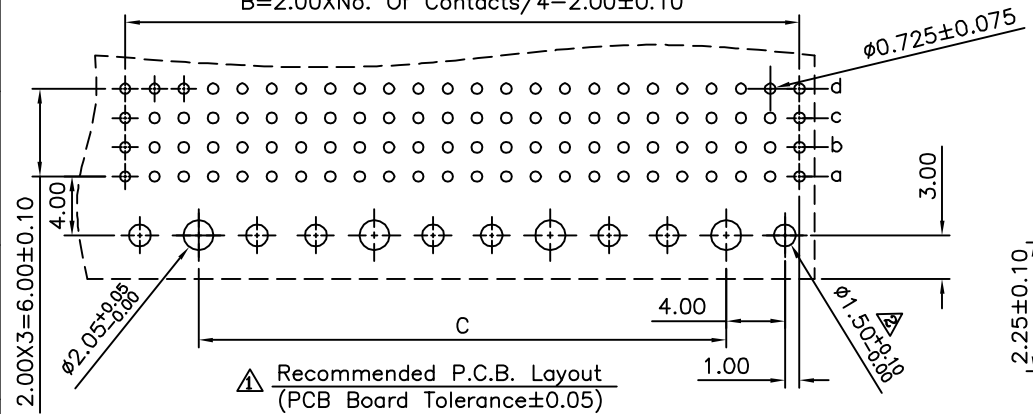


B=2.00XNo. Of Contacts/4-2.00±0.10



△ SPECIFICATION

Current Rating:1 Amp
 Dielectric Withstanding Voltage:AC 1000V For 1 Minute
 Insulation Resistance:1000 Megaohms Min. At DC 500V
 Contact Resistance:30 Milliohms Max. At DC 100mA
 △ Operation Temperature:-55°C~+125°C
 △ Housing:LCP(UL94V-0)
 Contact:Phosphor Bronze
 RoHS Compliant

△△ FUB 4 XXX S Q - XX - SXX - H H
 (1) (2) (3) (4) (5) (6) (7) (8) (9)

- (1) FUB:2.0 Future Bus
- (2) 4:Four Row
- (3) XX:No. Of Position/Per Row
- (4) S:Female
- (5) Q:Press Fit Right Angle
- (6) XX:DIP Pin Length(Dim. X)
 Blank:2.9mm
 35:3.53mm
- (7) SXX:Contact Finish
 Blank:Gold Plated 10u" On Contact Area,Tin
 Plated On Solder Tails,Over Nickel
 S30:Gold Plated 30u" On Contact Area,Tin
 Plated On Solder Tails,Over Nickel
- (8) H:Withstand High Temperature Soldering
- (9) H:RoHS Compliant

Pin	A	B	C
24	11.95	10.0	0
48	23.95	22.0	12.0
72	35.95	34.0	24.0
96	47.95	46.0	36.0
120	59.95	58.0	48.0
144	71.95	70.0	60.0
168	83.95	82.0	72.0
192	95.95	94.0	84.0

AUK A MEMBER OF AUK GROUP
太聯事業股份有限公司
AUK CONTRACTORS CO., LTD.

CATEGORY		APPROVED BY	
PART No. △△ FUB4XXXSQ-XX-SXX-HH		EMILY	
DRAWING No. FUB4XXXSQ-XX-SXX-HH		CHECKED BY HZF	
SCALE NONE		DRAWING BY SONG	
REV.	A2	UNIT mm	NO. REV.

UNLESS OTHERWISE SPECIFIED TOLERANCES ARE

△ X.	±0.5
.X	±0.25
.XX	±0.15

△ A2	Modify P/N:FUB4XXXSQ-SXX-H ->FUB4XXXSQ-XX-SXX-HH	HZF	12/20/2013
△ A1	Modify P/N:FUB4XXXSQ ->FUB4XXXSQ-SXX-H	HZF	03/05/2010
△ A0	NEW RELEASE	HZF	06/20/2009
NO. REV.	REVISIONS	CHK	DATE