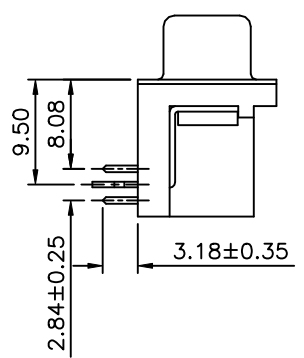
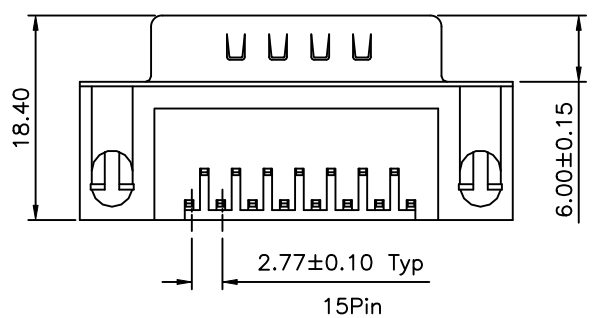
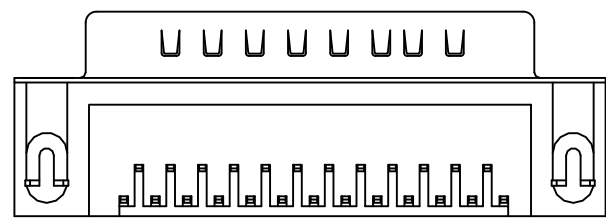
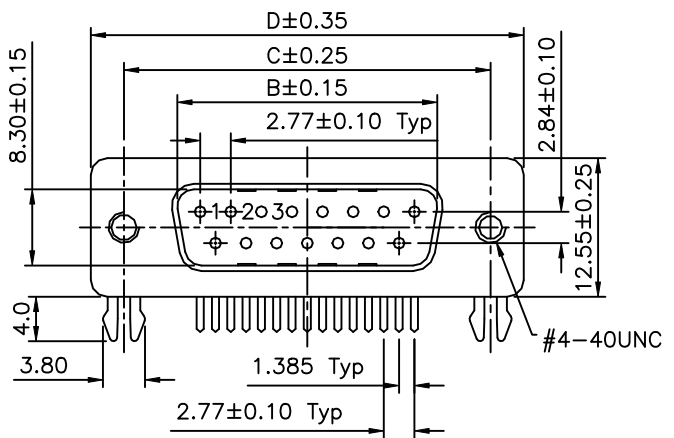
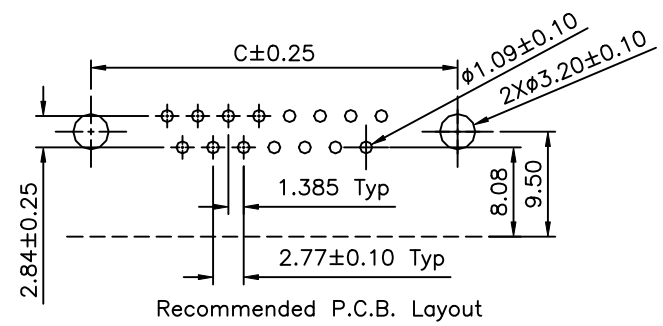


**SPECIFICATION**

Current Rating: 1 Amps  
 Voltage Rating: 250V AC  
 Withstanding Voltage: 500V(One Minute)  
 Contact Resistance: 30 Milliohms Max.  
 Insulation Resistance: 1000 Megaohms Min.  
 At 500V DC  
 Operating Temperature: -55°C~+105°C  
 Shell: Steel, Nickel Plated  
 Insulator: PBT+30%G.F.(UL94V-0)  
 Contact: Brass  
 Boardlock: Steel, Tin Plated  
 Rivet: Brass, Nickel Plated  
 RoHS Compliant

DR XX P N - SXX - H  
 (1) (2) (3) (4) (5) (6)

- (1) DR:D-SUB DIP Right Angle
- (2) XX:No. Of Position
- (3) P:Male
- (4) N:Rivet Type Without Front Jackscrew
- (5) SXX:Contact Finish  
 Blank:Gold Flash On Contact Area,  
 Tin Plated On Solder Tails,Over Nickel  
 S15:Gold Plated 15u" On Contact Area,  
 Tin Plated On Solder Tails,Over Nickel  
 S30:Gold Plated 30u" On Contact Area,  
 Tin Plated On Solder Tails,Over Nickel
- (6) H:RoHS Compliant



Pin	B	C	D
09	16.92	24.99	30.81
15	25.25	33.32	39.20
25	38.96	47.04	53.04
37	55.42	63.50	69.40

PROPRIETARY AND CONFIDENTIAL  
 THE INFORMATION CONTAINED IN THIS DRAWING IS THE SOLE PROPERTY OF AUK AND SHALL NOT BE DISTRIBUTED, REPRODUCED, OR DISCLOSED IN WHOLE OR IN PART WITHOUT PRIOR WRITTEN PERMISSION OF AUK.

**AUK** A MEMBER OF AUK GROUP  
**太聯事業股份有限公司**  
**AUK CONTRACTORS CO., LTD.**

CATEGORY		APPROVED BY		UNLESS OTHERWISE SPECIFIED TOLERANCES ARE .X ±0.38 .X* ±3* .XX ±0.25 .XX* ±1* .XXX ±0.05 .XXX* ±0.5*						
PART No.		MEI								
DRXXPN-SXX-H		CHECKED BY								
DRAWING No.		HZF								
DRXXPN-SXX-H		DRAWING BY		CYP						
SCALE	NONE	REV.	BO	UNIT	mm	NO. REV.	BO	NEW RELEASE	HZF	07/19/2021
								REVISIONS	CHK	DATE