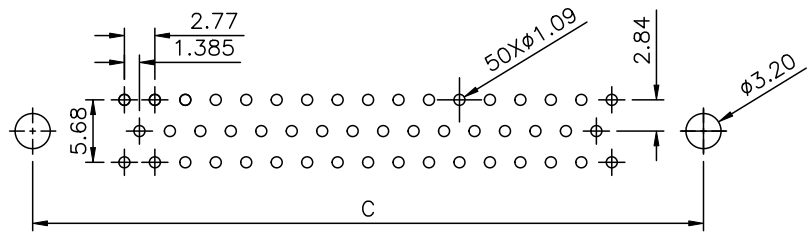
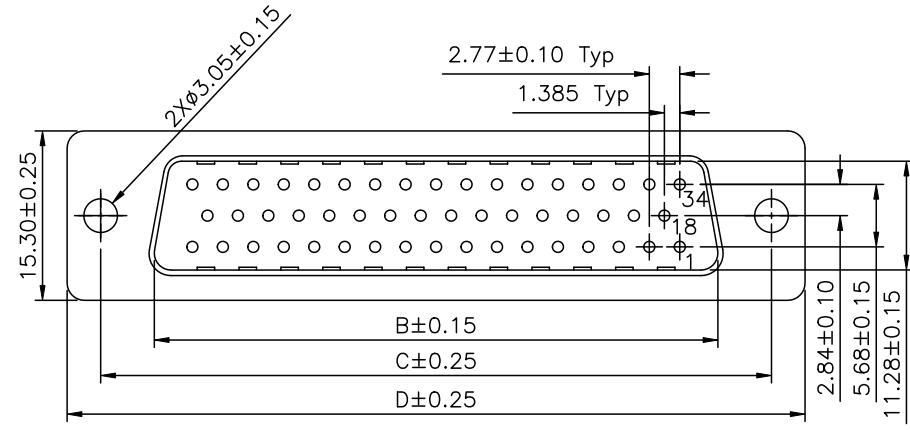
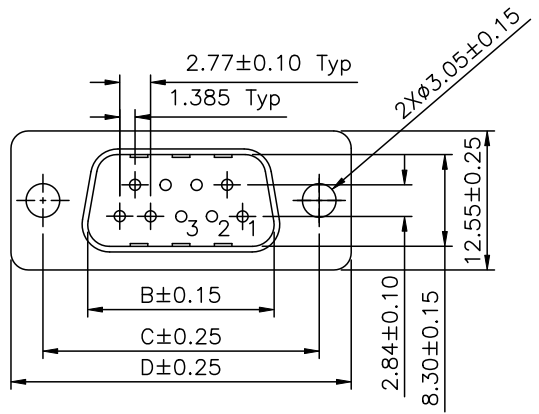


Recommended P.C.B. Layout

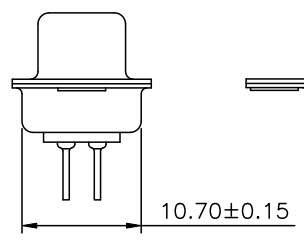
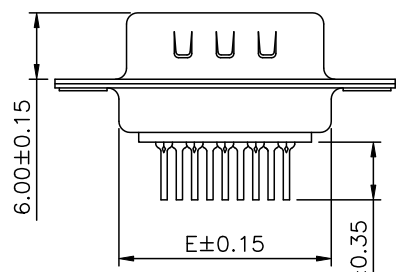


Recommended P.C.B. Layout

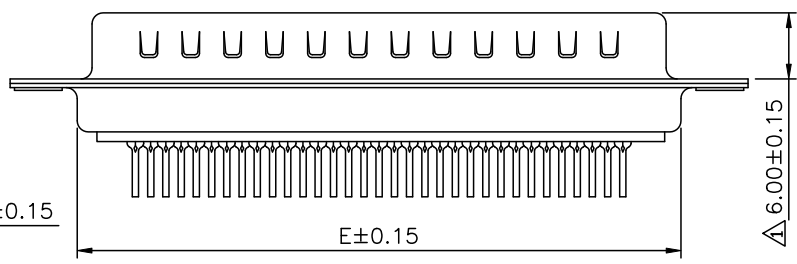
△ SPECIFICATION
 Current Rating:1A
 Withstanding Voltage:500V(One Minute)
 Insulation Resistance:1000 Megaohms Min.
 At 500V DC
 Contact Resistance:30 Milliohms Max.
 Operation Temperature:-40°C~+85°C
 Insulator:PBT+30%G.F.(UL94V-0)
 △ Contact:Brass,Gold Flash Over Nickel
 Shell:Steel,Front:Nickel Plated,Rear:Tin Plated
 RoHS Compliant



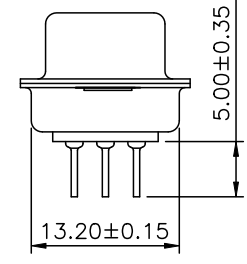
DD XX P - XX -H
 (1) (2) (3) (4) (5)
 (1) DD:D-SUB DIP Straight
 (2) XX:No. Of Position
 (3) P:Male
 (4) XX:Insulator Color
 Blank:White
 BK:Black
 BL:Blue
 (5) H:RoHS Compliant



09,15,25,37 Pin



50 Pin



Pin	B	C	D	E
09	16.92	24.99	30.81	19.20
15	25.25	33.32	39.20	27.70
25	38.96	47.04	53.04	41.10
37	55.42	63.50	69.40	57.30
50	52.81	61.00	67.00	55.10

PROPRIETARY AND CONFIDENTIAL
 THE INFORMATION CONTAINED IN THIS DRAWING IS THE SOLE PROPERTY OF AUK AND SHALL NOT BE DISTRIBUTED,
 REPRODUCED, OR DISCLOSED IN WHOLE OR IN PART WITHOUT PRIOR WRITTEN PERMISSION OF AUK.



CATEGORY	APPROVED BY	UNLESS OTHERWISE SPECIFIED TOLERANCES ARE		
PART No. DDXXP-XX-H	MEI	.X ±0.38 .X* ±3*		
DRAWING No. DDXXP-XX-H	CHECKED BY HZF	.XX ±0.25 .XX* ±1*	△ A2 Modify Data	HZF 08/23/2024
SCALE NONE	DRAWING BY CYP	.XXX ±0.05 .XXX* ±0.5*	△ A1 Modify Data	HZF 08/10/2017
REV.	REV.	UNIT mm	△ A0 NEW RELEASE	HZF 07/06/2011
	A2		NO. REV.	REVISIONS
				CHK DATE